

Az eQuATIC működése és tapasztalatok

Pósch Orsolya - Eötvös Loránd Tudományegyetem (ELTE)
Koordinátori találkozó - Győr, 2019. november 28.



Adatok különböző forrásokból (tanulmányi rendszer, mobilitási szoftver, Mobility tool)

Sablonokba egyesítés

Gyengeségek – erősségek felfedése, vizualizálása, mérhető adatok



Könnyen elemezhető és javítható partnerkapcsolatok



eQuATIC

Online Quality Assessment Tool
for International Cooperation

Hogyan mérhetjük a partnerség minőségét?

A 9 eQuATIC indikátor által mért
adatok és korlátaik/nehézségeik



Co-funded by the
Erasmus+ Programme
of the European Union

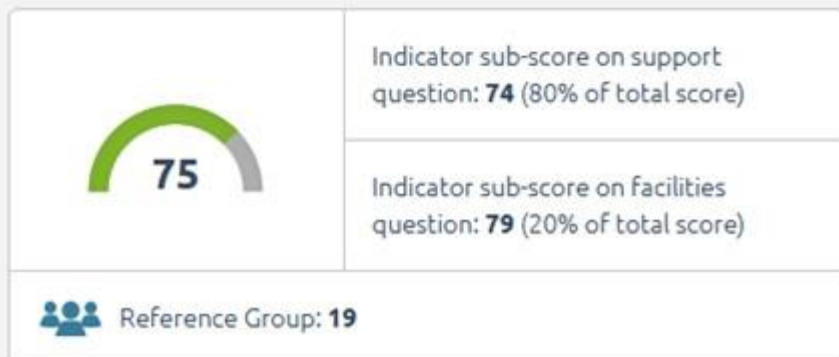
Performance of incoming students



Performance of outgoing students



Support and facilities



Mit mér: hallgatók tanulmányi eredménye felvett kreditek és teljesített kreditek alapján

Bevitt adatok: institution; start & end date; ISCED; #credits taken; #credits successfully completed

Korlát: adathiány, ISCED pontatlansága + sok esetben manuálisan kell hozzáadni

Mit mér: Kiutazó hallgatók elégedettsége - szolgáltatások

Előny: importálható – EU Survey

Korlát: ISCED

Course catalogue information



Exchange of mobility documents



Mit mér: hallgatói visszajelzés - up to date, available in time, complete, published on the website

Előny: EU survey

Korlát: ISCED

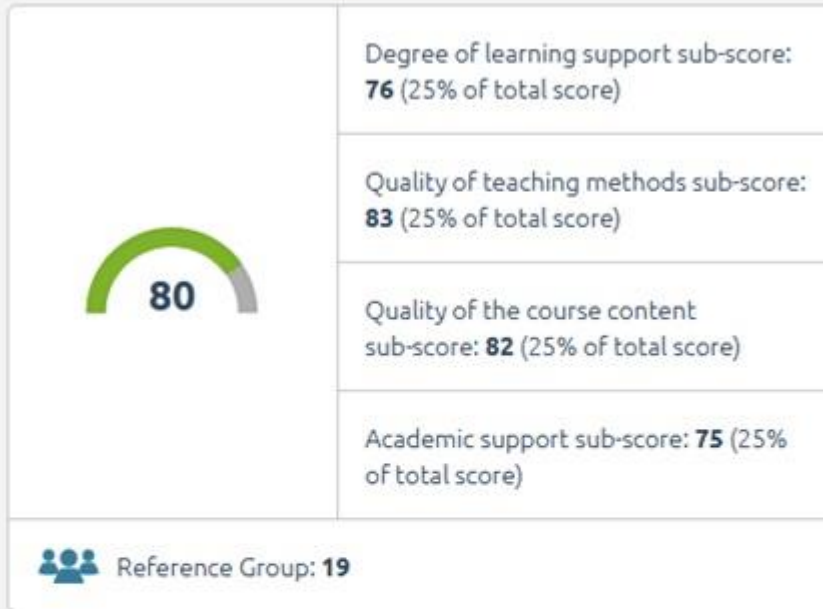
Mit mér: Student feedback on signing learning agreement and receiving transcript of records on time (50%)

Availability of grading table in Egracons (European Grade Conversion System) – 50 %

Előny: EU survey

Korlát: ISCED

Academic quality

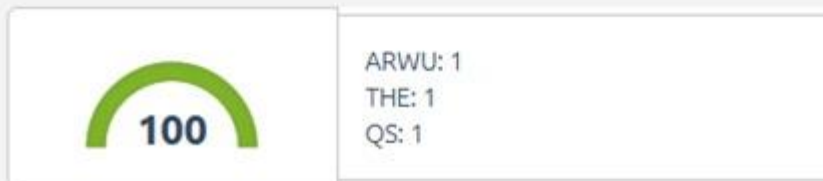


Mit mér: Kiutazó hallgatók elégedettsége – degree of learning support, quality of teaching methods and course content

Előny: importálható – EU Survey

Korlát: ISCED-et hozzá kell adni

Rankings



Előny: Super Admin tölti fel évente

Korlát: kisebb egyetemek nincsenek benne

Academic Ranking of World Universities (ARWU)
World University Rankings from Times Higher Education (THE)
QS University rankings

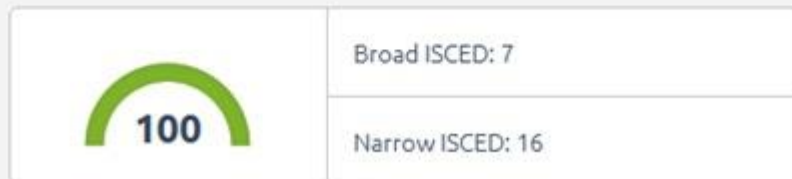
Mobility rate



Mit mér: 50% - tanévben volt-e mobilitás; 50% - incoming és outgoing viszonya (staff + student)

Korlát: incoming adatok, ISCED

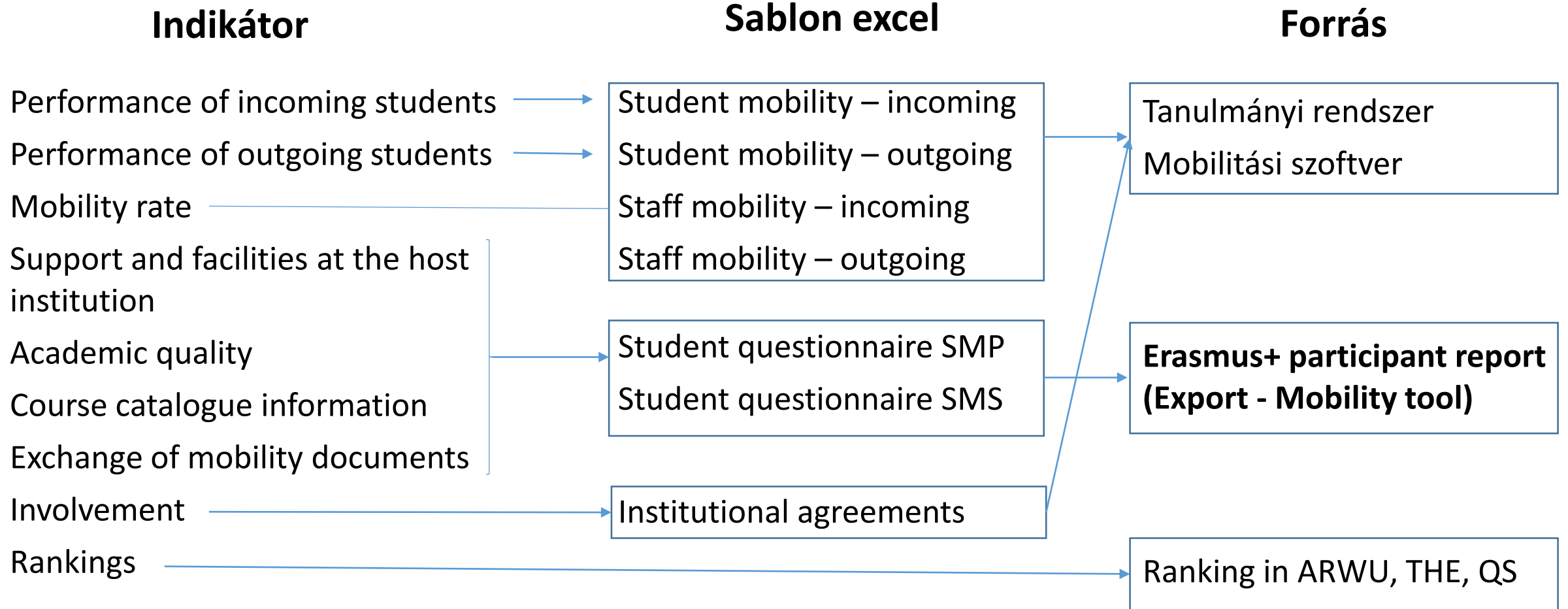
Involvement



Mit mér: adott partner – hány tudományterületen/tanszékkal van szerződés

Korlát: ISCED; tanévenkénti IIA lista

9 indikátor – 7 excel tábla - 3 vagy 4 forrás



Tudod, hogy kihez kell fordulnod adatért?

Ingyenes regisztráció

Kontakt:

Paul Leys – project coordinator

Ghent University


paul.leys@ugent.be

+32 9 264 70 32

www.equatic.eu

Teszt: <https://appqasx.ugent.be/equatic> → demo institution → register

Saját intézmény regisztrálása e-mailben: institutional admin és user



Sablonok feltöltése

Sablon és útmutató: <http://cc.erasmuswithoutpaper.eu>

Demo verzió (demo institutiton vagy saját intézmény login):
<https://appqasx.ugent.be/equatic>

Feltöltés

Tanévenként

Participant report: Egyben feltöltve, csak a szükséges oszlopokat tárolja. Fontos a pontos oszlopelnevezés!

ISCED alapú

Academic year ▼ Show uploads list

Student questionnaire SMS

Student questionnaire SMP

Student mobility - incoming

Student mobility - outgoing

Staff mobility - incoming

Staff mobility - outgoing

Institutional agreements

Outgoing student mobilities for studies: 855
Partner institutions: 241

Outgoing student mobilities for placements: 114
Partner institutions: 55

Students incoming: 1020
Partner institutions: 285

Students outgoing: 1073
Partner institutions: 264

Staff incoming: 0
Partner institutions: 0

Staff outgoing: 0
Partner institutions: 0

Partner institutions: 1

Indicators

- * Performance of incoming students
- * Performance of outgoing students
- * Support and facilities
- * Academic quality
- * Course catalogue information
- * Exchange of mobility documents
- * Mobility rate

Academic years

From: 2013-2014 to: 2015-2016

Institutions

Select an institution

Display mode

Detailed scores

Display

Show 10 entries

Search: institution|

Export to XLS

Institution	Country	Performance of incoming students	Performance of outgoing students	Support and facilities	Academic quality	Course catalogue information	Exchange of mobility documents	Mobility rate
Institution 2	Germany	51.50 ⁽²⁾	100.00 ⁽²⁾	79.86 ⁽²⁾	62.50 ⁽²⁾	100.00 ⁽²⁾	25.00 ⁽²⁾	83.33 ⁽⁴⁾
Institution 6	Hungary	100.00 ⁽¹⁾						16.67 ⁽¹⁾
Institution 4	Netherlands	76.91 ⁽¹⁴⁾	76.30 ⁽¹⁴⁾	71.45 ⁽¹¹⁾	69.23 ⁽¹¹⁾	54.44 ⁽⁹⁾	75.00 ⁽¹¹⁾	80.21 ⁽³²⁾
Institution 1	Spain		100.00 ⁽¹⁾	100.00 ⁽¹⁾	75.00 ⁽¹⁾	100.00 ⁽¹⁾	37.50 ⁽¹⁾	66.67 ⁽³⁾
Institution 5	Spain	73.40 ⁽²²⁾	89.75 ⁽²⁵⁾	64.31 ⁽²⁰⁾	64.47 ⁽²⁰⁾	50.00 ⁽²⁰⁾	75.00 ⁽²⁰⁾	80.50 ⁽⁵³⁾
Institution 3	United Kingdom of Great Britain and Northern Ireland	82.01 ⁽⁴⁾	100.00 ⁽⁴⁾	82.14 ⁽³⁾	77.78 ⁽³⁾	73.33 ⁽³⁾	50.00 ⁽³⁾	71.79 ⁽¹³⁾

ISCED

Select all ISCED codes

- ▶ 0100: Education
- ▶ 0200: Arts and humanities
- ▶ 0300: Social sciences, journalism and information
- ▶ 0400: Business and administration and law
- ▶ 0500: Natural sciences, mathematics and statistics
- ▶ 0600: Information and Communication Technologies (ICTs)
- ▶ 0700: Engineering, manufacturing and construction
- ▶ 0800: Agriculture, forestry, fisheries and veterinary
- ▶ 0900: Health and welfare
- ▶ 1000: Services

Institution's scores

Minden partner pontszámai

Export to XLS

Értékelés:

50 pont: Fair

60 pont: Good

Változtatható!

 Intervention required

 Fair

 Good

 Download PDF version

Performance of incoming students



73

Study success: 84%

Study load: 0.18



Reference Group: 22

This indicator tells us something about the performance of the incoming students from Institution 5 by assessing their study success combined with the study load. The average number of credits incoming students from Institution 5 take per day is 0.18 ECTS (30 ECTS per semester equals about 0.20 per day). The study success of the incoming students is 84%.

To calculate the indicator score the completed credits are divided by 0.20 * the number of days.

Performance of outgoing students



90

Study success: 97%

Study load: 0.25



Reference Group: 25

This indicator performance of outgoing students gives an insight in how well outgoing students to Institution 5 perform by assessing their study success combined with the study load. The average number of credits outgoing students take per day is 0.25 ECTS (30 ECTS per semester equals about 0.20 per day). The study success of the outgoing students is 97%.

To calculate the indicator score the completed credits are divided by 0.20 * the number of days.

Support and facilities



64

Indicator sub-score on support question: 59
(80% of total score)

Indicator sub-score on facilities question:
83 (20% of total score)



Reference Group: 20

Support and facilities at the host institution gives an indication of the satisfaction of outgoing students with the support and facilities at Institution 5. The score for this indicator is based on feedback from outgoing students.

To calculate the indicator score the support-questions count for 80% towards the final score, the facilities count for 20% (if this information is available¹).

¹ For institutions that only host trainee students, facilities will not be taken into account as there is no question on this topic in the questionnaire for trainee students.

Academic quality



64

 Reference Group: 20

The indicator on academic quality is based on the feedback of outgoing students to Institution 5. In the context of this indicator, academic quality is the combination of three elements: degree of learning support; quality of teaching methods and quality of the course content².

² In the feedback from trainee students academic support is taken into account for this indicator.

Institution report

Pontszámok
intézményenként

