

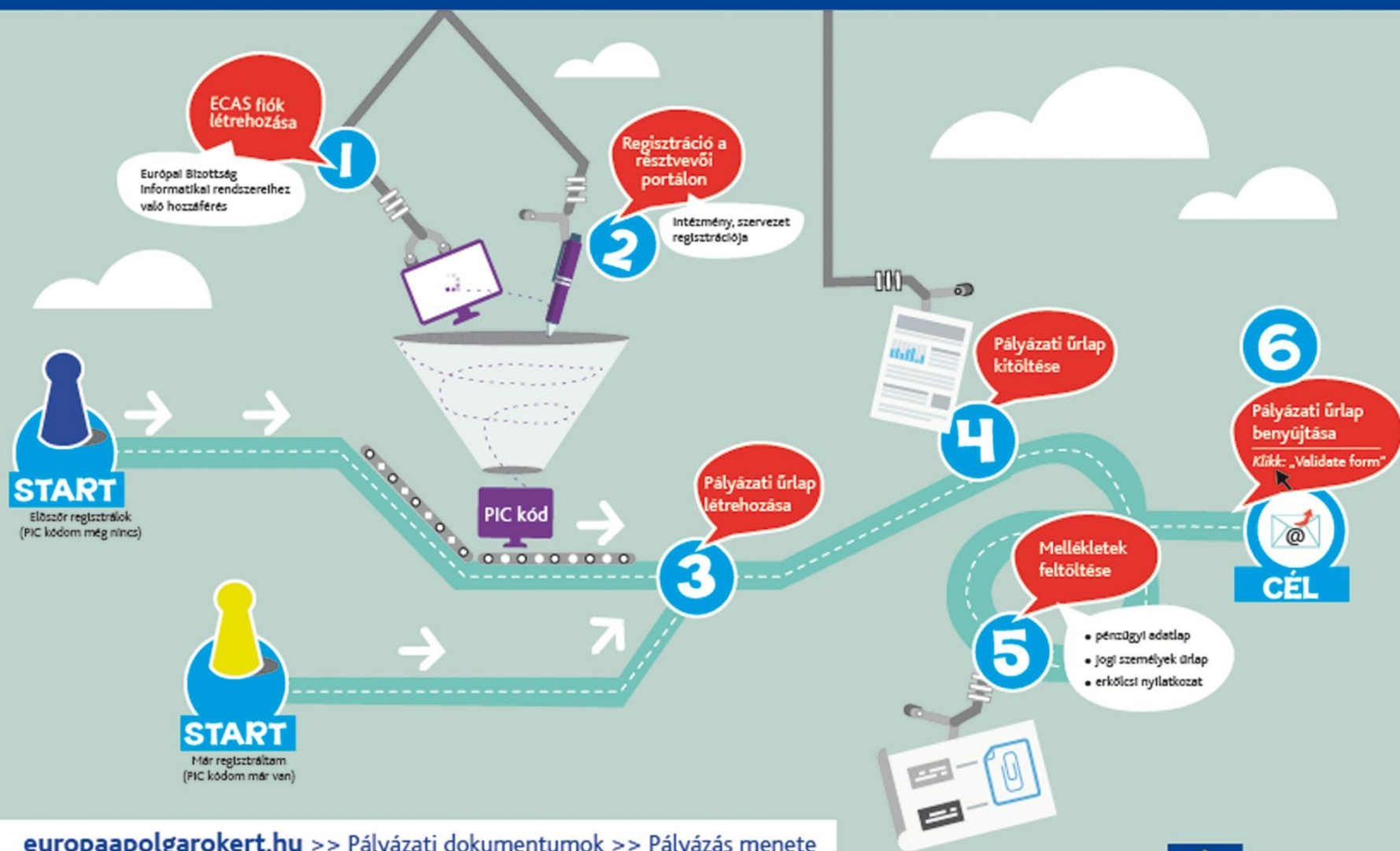
ECAS

Résztevői Portál

A PÁLYÁZAT BENYÚJTÁSA



Pályázat menete az Európa a polgárokért programban



europaapolgarokert.hu >> Pályázati dokumentumok >> Pályázat menete

▶ **Beadási határidő: március 1., szeptember 1.**

ECAS regisztráció

<https://webgate.ec.europa.eu/cas/eim/external/register.cgi>



AZ EURÓPAI BIZOTTSÁG FELHASZNÁLÓAZONOSÍTÁSI RENDSZERE (ECAS)

EUROPA > Felhasználóazonosítási rendszer > Belépés

Ellenőrzi az Ön személyazonosságát az Európai Bizottság weboldalainak használatához



Külső

Helyes a kiválasztott tartomány?

MEGVÁLTOZTATÁS

Rendszerértesítés

A megújult ECAS-portál változatlan tartalom mellett jobb felhasználói élményt kínál

Felhasználónév vagy e-mail cím

Jelszó

- A felhasználónevem megjegyzése.
- Értesítsen minden alkalommal, amikor egy alkalmazás kéri az azonosítót
- Az ECAS-fiókban tárolt adataim megtekintése belépés után

BELÉPÉS!

[Elfelejtette a jelszavát?](#)

[Fiók létrehozása](#) | [úgó](#)

vagy jelentkezzen be a következők egyikével:



Mobiltelefon



Token



elektronikus



Külső

Új jelszó Fiók létrehozása Súgó | Belépés

Fiók létrehozása

[Súgó külső felhasználók számára](#)

Válasszon felhasználónevet

Keresztnév

Vezetéknév

E-mail cím

E-mail cím megerősítése

E-mail nyelve magyar (hu)

Kérjük, írja be a képen látható biztonsági kódot.



Ennek a négyzetnek a bejelölésével elismeri, hogy elolvasta és megértette az [adatvédelmi nyilatkozatot](#).

FIÓK LÉTREHOZÁSA

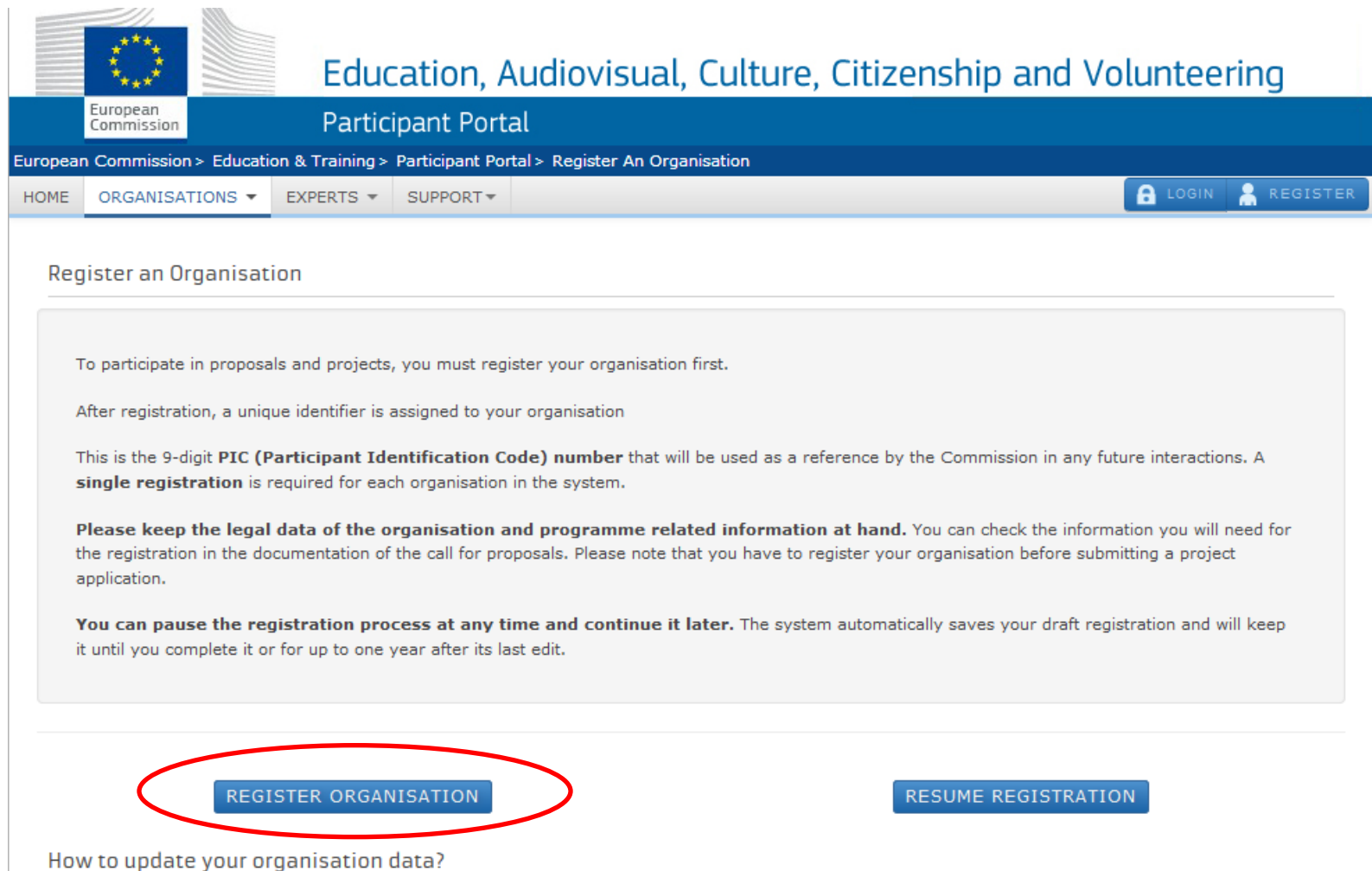
ECAS

- Új jelszó létrehozása
- Jelszó megváltoztatása
- Vezetéknév, keresztnév, e-mail cím módosítása
- Regisztráció törlése – deaktiválás
- Ügyfélszolgálat:
DIGIT-USER-ACCESS@ec.europa.eu



Résztevői portál

<http://ec.europa.eu/education/participants/portal/desktop/en/organisations/register.html>



The screenshot shows the 'Participant Portal' for the European Commission. The page title is 'Education, Audiovisual, Culture, Citizenship and Volunteering Participant Portal'. The breadcrumb trail is 'European Commission > Education & Training > Participant Portal > Register An Organisation'. The navigation menu includes 'HOME', 'ORGANISATIONS', 'EXPERTS', and 'SUPPORT'. There are 'LOGIN' and 'REGISTER' buttons. The main heading is 'Register an Organisation'. The content area contains the following text:

To participate in proposals and projects, you must register your organisation first.

After registration, a unique identifier is assigned to your organisation

This is the 9-digit **PIC (Participant Identification Code) number** that will be used as a reference by the Commission in any future interactions. A **single registration** is required for each organisation in the system.

Please keep the legal data of the organisation and programme related information at hand. You can check the information you will need for the registration in the documentation of the call for proposals. Please note that you have to register your organisation before submitting a project application.

You can pause the registration process at any time and continue it later. The system automatically saves your draft registration and will keep it until you complete it or for up to one year after its last edit.

At the bottom, there are two buttons: 'REGISTER ORGANISATION' (circled in red) and 'RESUME REGISTRATION'. Below the buttons is the text 'How to update your organisation data?'.





Education and training

Participant Portal - Beneficiary Register

European Commission > Education & Training > Participant Portal > Beneficiary Register

Welcome

Identification

Organisation

Contact

Summary

Success

Welcome to the Beneficiary's Register

The Registration Wizard will guide you through the process of registration.

✓ Please keep the basic legal information (Registration extract, VAT data) of the organisation at hand so you can fill in the forms quickly and correctly.

✓ The registration process normally takes about 5-10 minutes to complete. The system will automatically save the information provided during registration in case you want to exit the wizard. Your data will be restored the next time you will access the Beneficiary's Register.

✓ At the end, it will assign and display the PIC (Participant Identification Code) of your organisation.

Next >



Education and training

Participant Portal - Beneficiary Register

European Commission > Education & Training > Participant Portal > Beneficiary Register

Welcome

Identification

Organisation

Contact

Summary

Success

preliminary.label

preliminary.description

Legal name *



Legal name

Establishment/Registration country *



--Select one--

Registration number



Registration number

VAT number *



VAT number

VAT number not applicable

Website



The format should be www.homepage.domain - for example, www.mycompany.c

Save

< Prev

Next >



Education and training

Participant Portal - Beneficiary Register

European Commission > Education & Training > Participant Portal > Beneficiary Register

Welcome

Identification

Organisation

Contact

Summary

Success

The following organisations are already existing in the Beneficiary Register

If you recognise one of these organisations as yours, click on it and then click on the 'Use this PIC' button to proceed.

🏠 PÁLYÁZÓ MINTA SZERVEZET

🌐 Hungary - 929051257

None of the organisations above corresponds to Pályázó Minta Szervezet and I want to proceed with the registration of Pályázó Minta Szervezet.

💾 Save

Saved at: 16:39:34 03/11/2015

< Prev

Next >



European
Commission

Education and training

Participant Portal - Beneficiary Register

[European Commission](#) > [Education & Training](#) > [Participant Portal](#) > [Beneficiary Register](#)

Welcome

Identification

Organisation

Contact

Summary

Success

Organisation

Fill in the information related to the organisation you want to register, as stated in your official documents (registration act/statute, VAT extract, etc)

Legal name and status

Legal name *




Describe the legal status of your organisation by selecting the appropriate options

Legal status



- a natural person a legal person
- non-profit for profit
- private entity public body
- NGO



Registration data

Establishment/Registration country *



Hungary (HU) ▼

Registration number



Registration date



Registration date dd-MM-yyyy



Registration authority



Legal form *



--Select one-- ▼

VAT number *



VAT number not applicable

Nace code



--Select one-- ▼

Business name



Official language *



--Select one-- ▼



Legal Address

Enter the official registered address of the beneficiary

Region/country



--Select one--

Street name and number *



P.O. Box



Postal code



City *



Main phone *



Expected format: +CCCNNNNNNNNNNNNNNxBBBBB

Fax



Expected format: +CCCNNNNNNNNNNNNNNxBBBBB

Secondary phone



Expected format: +CCCNNNNNNNNNNNNNNxBBBBB

Website



The format should be www.homepage.domain - for example, www.mycompany.ci

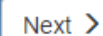


Save

Saved at: 16:54:31 04/11/2015



Prev



Next





Education and training

Participant Portal - Beneficiary Register

European Commission > Education & Training > Participant Portal > Beneficiary Register

Welcome Identification Organisation **Contact** Summary Success

Contact information

Until the [LEAR of the organisation](#) has not been validated, the Commission will use this information to contact you and send automatic e-mail notifications about the actions to do. You have the so-called [Self-Registrant role](#) on the Participant Portal.

Contact person

Is first name LAST NAME the contact person? i

Yes No

Title

Position in the organisation

Department i

Professional e-mail * i

example@examplemail.com

Gender * Female Male

Last name *

LAST NAME

First name *

First name


[Change personal information](#)

Address

Use the existing organisation's address? 

Yes No


Street name and number *

P.O. box 

Postal code 

City *

Country *

--Select one-- 

Region/country

--Select one-- 

Phones

Use the existing organisation's phone numbers? 

Yes No

Main phone *

Expected format: +CCNNNNNNNNNNNNNNxBBBBB

Fax 

Expected format: +CCNNNNNNNNNNNNNNxBBBBB

Secondary phone 


Expected format: +CCNNNNNNNNNNNNNNxBBBBB

 Save

Saved at: 10:55:45 12/11/2015

< Prev

Next >



Organisation

 Edit

Contact

 Edit



Registration
completed

You have successfully registered your Legal Entity.
Your PIC number is:





924667924




What's next?

You will shortly receive an email confirming your registration.

Go to the Participant Portal, section 'My Organisations' to:

-  **Provide programme specific information.**
It is obligatory to fill in this information for Horizon 2020. Otherwise you will not be able to submit your proposal.(wait confirmation from REA).
-  **Provide SME information.**
If you submit a proposal to an SME instrument call of H2020, you must carry out the SME self-assessment. For most other H2020 calls you only need to declare the fact that your organisation is SME.
-  **Update your organisation data.**
-  **Upload required documents and read/send messages to the European Commission.**

Thank you for using the beneficiary's registration. You can now safely close the browser's window/tab.

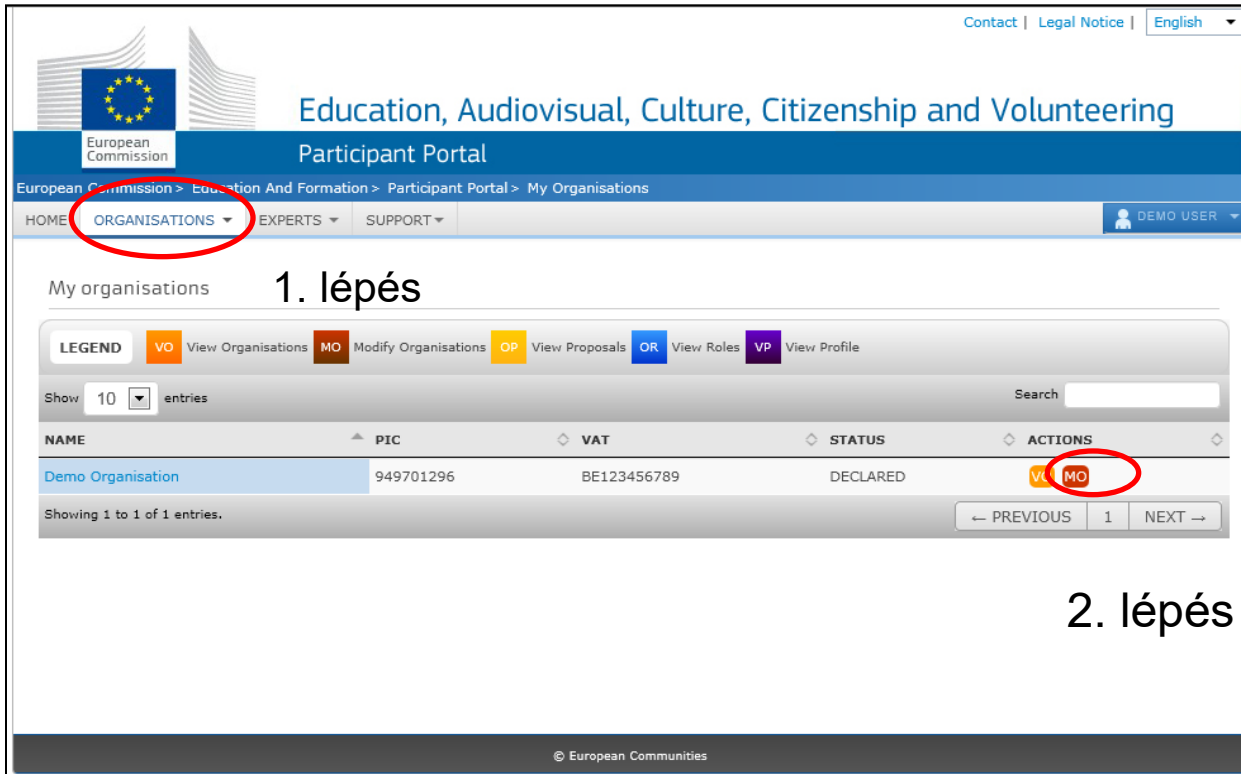
Continue to update 



Feltöltendő dokumentumok

- Pénzügyi adatlap
- Jogi személyek űrlap

<http://www.tka.hu/palyazatok/361/palyazati-dokumentumok>



Contact | Legal Notice | English

European Commission
Education, Audiovisual, Culture, Citizenship and Volunteering
Participant Portal

European Commission > Education And Formation > Participant Portal > My Organisations

HOME **ORGANISATIONS** EXPERTS SUPPORT DEMO USER

My organisations **1. lépés**

LEGEND VO View Organisations MO Modify Organisations OP View Proposals OR View Roles VP View Profile

Show 10 entries Search

NAME	PIC	VAT	STATUS	ACTIONS
Demo Organisation	949701296	BE123456789	DECLARED	VO MO

Showing 1 to 1 of 1 entries. PREVIOUS 1 NEXT

2. lépés

© European Communities

Documents

Read and upload documents of your organisation. Please ensure their quality. Maximum allowed document size is 6Mb. Updates take immediate effect after you have clicked on "Submit for processing"

[Find out more on how to submit a document.](#)

You don't have documents to display

Add document

Add document

Select a file

Tallózás...

Document type

--Select one--



Description

Original language

Cancel

Submit for processing